



GLASS AND COLOR RECOMMENDATIONS

for Tiffany Reproduction Lamps

Page 1 of 9



Selecting the right glass for your Tiffany reproduction lamp can be complicated and frustrating. Uroboros has simplified this task by identifying the color palettes and textured glasses needed to closely match the lamps shown in the two popular books *The Lamps of Tiffany* by Dr. Egon Neustadt and *The Lamps of Tiffany Studios* by Feldstein and Duncan.

Not to take all your fun away, our recommendations hold a variety of choices within them. Carefully crafted to mix colors, opacities and textures, Uroboros Tiffany/Representational Art glass has the nuance and subtle shadings to bring out your own creative interpretations of the Master's work.



" ... I am afraid that your glass may be too beautiful and come too close to Tiffany standards...and if you produce such excellent duplications, I wonder how I will be able to distinguish them from the originals?"

– Dr. Egon Neustadt, author
"The Lamps of Tiffany"
in a letter to Uroboros Glass Studios

ART GLASS

90 COE FUSIBLE

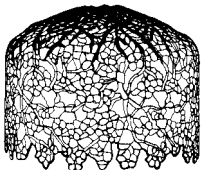

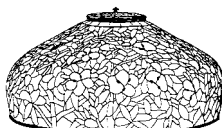



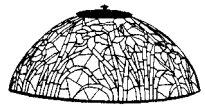
SYSTEM 96®



GLASS AND COLOR RECOMMENDATIONS

for Tiffany Reproduction Lamps

Page 2 of 9

Lamp Name and Size	Book Reference Plate # and Tiffany #	Recommended Uroboros Glass Colors and Textures	Est. Quantity in Sq. Ft.
Apple Blossom 18" 	<i>The Lamps of Tiffany Studios</i> Plate 14 #347	Flowers 00-29 or 00-69 or 60-64 Branches 65-14 Leaves 00-731, 60-77 Background 00-331	3 3 3 2 ea 3
Arrowroot 20" 	<i>The Lamps of Tiffany</i> Plate 143 #1496	Flowers 00-33 Leaves 60-751 Upper Background 60-54 Lower Background 60-54 Border 00-731	3 4 2 2 1
Azalea 20" 	<i>The Lamps of Tiffany Studios</i> Plate 162 #1918	Flowers 60-25, 60-625 60-64 Leaves 00-79, 00-76 Branches 60-171 Background 60-915	2 ea 2 ea 1 4
Azalea 10"	#1404	(reduce glass quantities by 1/2 of above)	
Bamboo 16" 	<i>The Lamps of Tiffany</i> Plate 187 #1448	Leaves 00-76, 00-79 Stalks 60-171 Background 00-05 or 60-05	2 ea 2 5
Black-Eyed Susan 16" 	<i>The Lamps of Tiffany</i> Plate 126 #1447	Flowers 60-60 Flower Centers 51-914 Stems 60-751 Leaves 60-74 Background 00-79	5 1 2 4 5
Cobweb 18" 	<i>The Lamps of Tiffany Studios</i> Plate 90 #151	Flowers 60-64 Cobweb 12-297 Upper Background 60-751 Lower Background 60-70	2 1 1 1
Long Stemmed Daffodil 16" 	<i>The Lamps of Tiffany</i> Plate 188 #1449	Flowers 00-361, 00-60 Leaves 60-74 Stems 00-76 Background 60-751, 60-77	2 ea 2 1 3 ea

ART GLASS

90 COE FUSIBLE

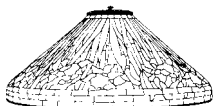
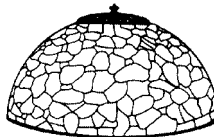
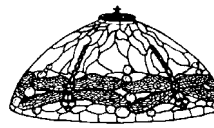
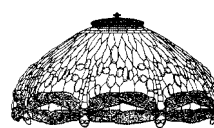


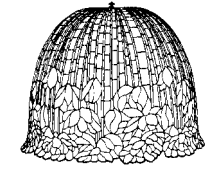
SYSTEM 96®



GLASS AND COLOR RECOMMENDATIONS

for Tiffany Reproduction Lamps

Page 3 of 9

Lamp Name and Size	Book Reference Plate # and Tiffany #	Recommended Uroboros Glass Colors and Textures	Est. Quantity in Sq. Ft.
Blue Daffodil 20" 	<i>The Lamps of Tiffany</i> Plate 155 #1497	Flowers 66-366 Leaves 00-76 Background 00-756 Border 00-756	4 4 5 3
Small Dogwood 12" 	<i>The Lamps of Tiffany</i> Plate 179 #1417	Flowers 66-298, 00-05 Flower Centers 00-361 Leaves 00-76 Stems 65-17 Background 11-12 Border 00-731	1 ea 1 2 1 2 1
Dragonfly 14" 	<i>The Lamps of Tiffany Studios</i> Plate 170 #1585	Wings 00-492 Bodies 60-60 Background 00-485 Border 60-391	2 2 4 1
Dragonfly 22" 	<i>The Lamps of Tiffany</i> Plate 243 #1507	Wings 00-475 Bodies pull blue from 65-19 Upper/Lower Background 00-034, 65-19 50-19 Border 50-14	3 2, 3, 1 2
Dragonfly 20" 	<i>The Lamps of Tiffany Studios</i> Plate 22 #1495	Wings 60-165 Bodies 60-77 Background 65-95 or 60-96 Border 65-951	2 1 5 1
Fish 16" 	<i>The Lamps of Tiffany Studios</i> Plate 50 #1460	Fish 60-60, 00-917 Water 52-86 Aquatic Plants 60-751 Border 52-48	2-3 ea 4-5 2-3 1
Flowering Lotus 18" 	<i>The Lamps of Tiffany</i> Plate 268 #344	Flowers 00-33 or 51-361 or 00-36 or 00-05 Flower Bracts 60-14 Leaves, Stems 00-731 or 60-751 Background 65-540, 65-542	2 2 5 2, 6

ART GLASS

90 COE FUSIBLE




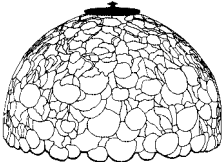
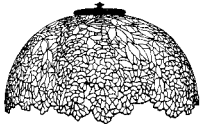
SYSTEM 96®



GLASS AND COLOR RECOMMENDATIONS

for Tiffany Reproduction Lamps

Page 4 of 9

Lamp Name and Size	Book Reference Plate # and Tiffany #	Recommended Uroboros Glass Colors and Textures	Est. Quantity in Sq. Ft.
Purple Grape Vine 18" 	<i>The Lamps of Tiffany</i> Plate 283 #348-6	Grapes 00-49, 00-492, 00-545 Leaves 60-77, 00-79, 00-731 Background 60-191 Stems 65-17	1 ea 1 ea 3 1
Hollyhock on Gold 28" 	<i>The Lamps of Tiffany</i> Plate 173 #625-1	Flowers 60-64, 65-59, 65-29 Flower Centers 00-361 Leaves 00-731, 00-79, 60-70 Buds 00-756 Stems 65-14 Background 00-752 (w/lots of yellow) Border 51-778	3 ea 1 2 ea 1 .5 6-8 2
Snowball 16" 	<i>The Lamps of Tiffany Studios</i> Plate 164 #1571	Flowers 60-751, 00-331, 00-74, 00-752 Leaves 60-77, 60-74, 60-16, 00-756 Branches 60-91 Upper Background 00-141 Lower Background 00-475	1 ea 1 ea 1 1 2
Light Blue Hydrangea 25" 	<i>The Lamps of Tiffany</i> Plate 255 #1538	Flowers 00-036, 00-78, 00-33, 00-331, 60-751 Leaves 60-74, 00-74 Branches 60-171 Background 65-540 or 60-54	1-2 ea 2 ea 2 5
Pale Gold Laburnum 22" 	<i>The Lamps of Tiffany Studios</i> Plate 260 #1539	Blossoms 65-92 Leaves, Blooms 00-731, 00-79, 60-751 Branches 60-171 Background 10-55	5 2 ea 2 4

ART GLASS

90 COE FUSIBLE

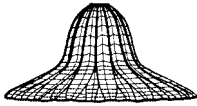

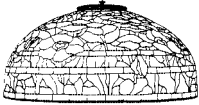
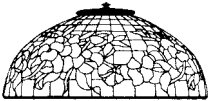


SYSTEM 96®



GLASS AND COLOR RECOMMENDATIONS

for Tiffany Reproduction Lamps

Page 5 of 9

Lamp Name and Size	Book Reference Plate # and Tiffany #	Recommended Uroboros Glass Colors and Textures	Est. Quantity in Sq. Ft.
Lotus bell 15" 	<i>The Lamps of Tiffany</i> Plate 109 #422	Background 00-74 or 65-74	6
Oriental Poppy Floor Lamp 26" 	<i>The Lamps of Tiffany Studios</i> Plate 52 #1902	Flowers 52-62, 00-621 Flower Centers 00-43 or 65-542 Leaves 00-913, 00-731, 00-756, 00-752 Stems 00-76 Border 00-78 Background 60-191	3 ea 3 1-2 ea 1 3 4
Oriental Poppy 18" 	<i>The Lamps of Tiffany Studios</i> Plate 40 #1598	Flowers 60-25 Flower Centers 00-70 Leaves 00-752, 00-78, 00-79 Stems, Buds 00-70 Upper Background 60-60 Lower Background 00-731 Border 50-74	3 1 ea 1 ea 1 1 2 2
Pansy 16" 	<i>The Lamps of Tiffany</i> Plate 122 #1448	Flowers 60-54, 00-36, 60-20, 00-60 Leaves 60-70 Stems 00-76 Upper Background 00-78 Lower Background 00-74	1 ea 3 2 2 4
Small Peacock 16" 	<i>The Lamps of Tiffany</i> Plate 195 #1464	Background 65-951 Upper Fans 60-751 Lower Fans 60-74 Inner Eyes 65-542 Outer Eyes 60-74	8 1 1 2 1
Peony 22" 	<i>The Lamps of Tiffany Studios</i> Plate 16 #1505	Flowers 60-20 or 60-285 or 60-64 or 60-290 Flower Centers 60-290 Leaves 00-752, 60-74 00-731 Background 60-41, 00-50 Border 51-361	2 1 1 ea 4-5 3

ART GLASS

90 COE FUSIBLE

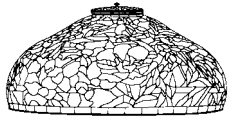
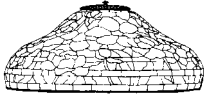
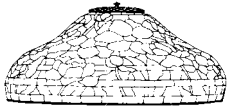
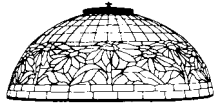


SYSTEM 96®



GLASS AND COLOR RECOMMENDATIONS

for Tiffany Reproduction Lamps

Page 6 of 9

Lamp Name and Size	Book Reference Plate # and Tiffany #	Recommended Uroboros Glass Colors and Textures	Est. Quantity in Sq. Ft.
Elaborate Peony 22" 	<i>The Lamps of Tiffany Studios</i> Plate 32 #1903	Flowers 60-20, 60-64, 60-625 Flower Centers 60-291 Stems 00-752 Leaves 60-38, 60-77, 60-74 Upper Background 60-54 Lower Background 60-39, 60-391 Border 60-16	2 ea 1 2 1-2 ea 4 2 ea 2
Peony 18" 	<i>The Lamps of Tiffany Studios</i> Plate 70 #1475	Flowers 00-21, 60-64, 60-625 Leaves, Stems 00-76, 60-70 Upper Background 60-54, 60-541 Lower Background 00-752, 60-61 Upper Border Rows 00-60 Lower Border Rows 00-36	1-2 ea 2 ea 1 ea 1 ea 1 1
Summer Peony 18" 	<i>The Lamps of Tiffany</i> Plate 199 #1475	Flowers 60-625, 60-64, 60-291 Buds 60-70 Leaves, Stems 00-74, 00-76 Background 00-545 Border 00-034	2-3 ea 1 2 ea 5 2
Poinsettia on Yellow 18" 	<i>The Lamps of Tiffany</i> Plate 113 #1558	Flowers 60-64, 60-20 Flower Centers 60-60 Leaves, Stems 60-74, 60-77 Background 60-751	2 ea 1 2 ea 6-7
Orange Poppy 16" 	<i>The Lamps of Tiffany</i> Plate 140 #1467	Flowers 00-60, 60-38 Flower Centers 00-63 Buds 60-38 Leaves 60-77, 60-38 Background 00-76 Up/Lo Border Row 51-914 Middle Border Row 60-77	2 ea 2 3 2 ea 5 2 1
Red-Purple Poppy 20" 	<i>The Lamps of Tiffany</i> Plate 159 #1531	Flowers 60-25, 60-64 Buds 60-391 Leaves 65-48 Background 65-49, 65-540 Border 50-15 Middle Border 65-542	2 ea 2 3 3 ea 2 1

ART GLASS

90 COE FUSIBLE

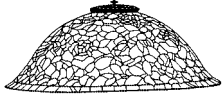
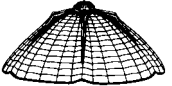

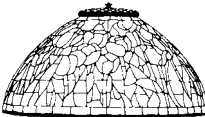
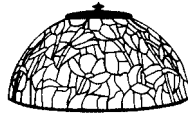

SYSTEM 96®



GLASS AND COLOR RECOMMENDATIONS

for Tiffany Reproduction Lamps

Page 7 of 9

Lamp Name and Size	Book Reference Plate # and Tiffany #	Recommended Uroboros Glass Colors and Textures	Est. Quantity in Sq. Ft.
Rose Bush 24" 	<i>The Lamps of Tiffany</i> Plate 219 #1915	Flowers 00-36, 60-290 Leaves 00-731, 00-79, 00-76 Stems 65-785 Background 60-543, 60-41 Border 00-141	2 ea 1-2 ea 2 2 ea 2
Orange-Green Spider and Web 15" 	<i>The Lamps of Tiffany</i> Plate 105 #1424	Top Web 60-77 Bottom Web 60-38	2 3
Dragonfly Chandelier 28" 	<i>The Lamps of Tiffany Studios</i> Plate 178 #616	Eyes 65-35 Bodies 60-74 Wings 65-542 Up. Bkrd/Border 52-86 Lower Background 51-778, 52-85, 50-14 Lower Border 52-62	1 2 4 5 2 ea 2
Tulip on Blue 16" 	<i>The Lamps of Tiffany</i> Plate 193 #1906	Flowers 00-21, 60-64 Leaves 00-76, 00-752, 60-14 Stems 60-74, 60-14 Background 00-40 Border 66-366	2 ea 1 ea 1 ea 4-5 1-2
Tulip 14" 	<i>The Lamps of Tiffany</i> Plate 180 #166	Flowers 60-60, 60-37 Leaves, Stems 00-76, 60-14 Background 60-41	1-2 ea 3, 1 4
Flowering Water Lily 20" 	<i>The Lamps of Tiffany</i> Plate 146 #1490-6	Flowers 00-036, 00-29 Flower Centers 00-36 Leaves 60-191, 60-70, 60-74, 60-751 Background 60-54, 60-541 Border 50-74	2 ea 1 1 ea 2, 4 2

ART GLASS

90 COE FUSIBLE


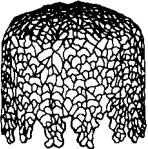
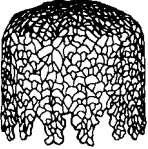
SYSTEM 96®



GLASS AND COLOR RECOMMENDATIONS

for Tiffany Reproduction Lamps

Page 8 of 9

Lamp Name and Size	Book Reference Plate # and Tiffany #	Recommended Uroboros Glass Colors and Textures	Est. Quantity in Sq. Ft.
Pond Lily 20" 	<i>The Lamps of Tiffany Studios</i> Plate 132 #1490	Flower Centers 00-361 Flowers 00-361, 00-60 Leaves 60-165, 00-752, 00-731 Stems 60-38 Border 51-778 or 50-15 Upper Background 60-54 Lower Background 60-541	1 2 ea 1 ea 1 1-2 5 1-2
Pond Lily Chandelier 36" <i>Picture not available</i>	<i>The Lamps of Tiffany Studios</i> Plate 84 Unsigned	Centers pull from flower glass Flowers 00-294 or 00-29 or 60-290 or 60-291 Leaves 60-38, 00-752, 60-70, 00-731, 60-191 Background 52-85 Border use leftover leaf glass	1-2 1 ea 6-7
Purple-Edge Wisteria 18" 	<i>The Lamps of Tiffany</i> Plate 291 #342	Blossoms 00-40, 00-43, 00-44 Leaves 00-74, 00-76 Background 10-55 or 60-54	3, 1, 1 1 ea 4
Light Blue Miniature Wisteria 10" 	<i>The Lamps of Tiffany</i> Plate 285 #349	Flowers 00-07, 00-40, 00-43 Leaves 00-74, 00-752 Background 00-631 (yellow areas)	1 ea 2 ea 1

ART GLASS

90 COE FUSIBLE

SYSTEM 96®



GLASS AND COLOR RECOMMENDATIONS

for Tiffany Reproduction Lamps

Page 9 of 9

Glass Selection Tips

Uroboros Tiffany/Representational Art glass makes it easy to turn your lamp into a valuable work of art. Here are some added glass selection tips to keep in mind.

Light Source First, determine the intensity of the light bulbs that will be in your lamp. Use incandescent light of the same intensity when selecting your glass. This will eliminate surprises and insure that your finished lampshade meets with your expectations. Incandescent light provides the reddest light of common light bulbs. They intensify warm colors, such as red, yellow and orange and also gold containing pinks and purples. Since this light shifts all colors toward red – choose blues and greens carefully! Neodymium sky blues will shift all the way to rosy lavender while non-gold opal pinks and purples will look reddish-brown making them appear dull.

Opacity The terms opacity and density refer to the light dispersing ability or “miliness” of opalescent glass. Lamps generally need higher density opalescence than windows or panels. We design all of our Representational glass styles with a mix of opal as well as transparent colors. In some glasses the transparent colors are subtle, merely a highlight, but their job is to break up incandescent light. This avoids spreading light too evenly and prevents your lamps from looking flat or “plastic looking”. Select varying shades of density, mix carefully and your lamp will have an enduring, natural glow.

Textures Textured glasses in your lamps are a must! The original Tiffany Studios’ lamps contained everything from Granite to hand-rolled Drapery. Uroboros glass is specially formulated to be easy to cut, so combine our Smooth Ripples, Herringbone Granite Ripples, or any other textured glasses with confidence. By mixing all of our styles together your lamp will be an interesting, sophisticated treasure.

Uroboros Glass Studios wishes to acknowledge the use of the Tiffany Reproduction lampshade line drawings as a courtesy provided by Paul Crist, founder of Odyssey Lamp Systems Inc. These line drawings may not be reproduced without his expressed consent.

Tiffany Samples and Glass Kits

Available Direct from Uroboros Glass Studios:

Tiffany/ Representational Sample Set

Contains all our Tiffany styles, including Ring Mottle, 4 different Ripples, Streaky, Fracture, Fracture/Streamer, Granite, Fibroid and Iridescent. Each sample carefully selected to represent typical color, mix, texture and light transmission. 139 samples, each 2 1/2” x 2 1/2” (does not include Drapery).



Visit our virtual Sample Set on our website, www.uroboros.com and see 1/2 sheet size (15”x24”) full color photos of our products.

Studio Apron

With our black and white Dragon logo prominently in the middle, our one-size fits all apron is designed for everyday use. Measures 32” L x 28” W it is 35% lightweight cotton and 65% poly.



Dragon T-Shirts

100% combed cotton T-shirts

Periwinkle blue with our Dragon Logo silhouette against a bright yellow moon. Full cut available in S, M, L, LX.



White with our Dragon silhouette in black for a dramatic contrast available in Women’s slim cut or a Man’s full cut. Designate WS, WM, WL or MM, ML, MLX, MLXX.

ART GLASS

90 COE FUSIBLE

SYSTEM 96®